

M.7
30 A/F

Pressure switches 30 A/F

Changeover with silver contacts



- Attachment options for wall fitting and block style enable clearly structured, accessible, easy-maintenance installation
- Switching pressure can be adjusted easily by user
- High overpressure safety
- Socket devices enable simple installation on the machine

Pressure switches 30 A/F

Technical data

Temperature resistance of sealing materials:	NBR	-40 °C ... +100 °C
	EPDM	-30 °C ... +120 °C
	FKM (in diaphragm pressure switch)	-5 °C ... +120 °C
	FKM (in piston pressure switch)	-15 °C ... +120 °C
Switching frequency:	200 / min.	
Mechanical life expectancy:	1,000,000 cycles (for diaphragm pressure switches, life expectancy value only applies for switching pressures up to 50 bar)	
Pressure rise rate:	≤ 1 bar / ms	
Hysteresis:	Typ 0159:	approx. 10 ... 30 % (not adjustable)
	Typ 0161, 0162, 0175:	approx. 10 ... 30 % (factory adjustable)
Vibration resistance:	10 g; 5 ... 200 Hz sine wave; DIN EN 60068-2-6	
Shock resistance:	294 m/s ² ; 14 ms half sine wave; DIN EN 60068-2-27	
Housing material:	Aluminium	
Protection class:	IP65 with Socket device fitted	
Weight:	Typ 0159, 0161, 0162:	approx. 240 g
	Typ 0175:	approx. 310 g

Electrical values	0159	0161 / 0162 / 0175
Rated working voltage U_e	Rated working current I_e	
250 VAC 50 / 60 Hz, AC 12	2.5 A	5 A
250 VAC 50 / 60 Hz, AC 14	1 A	1 A
24 VDC, DC 12/DC 13	2/2 A	3.5/3.5 A
50 VDC, DC 12/DC 13	1/0.5 A	2/1 A
75 VDC, DC 12/DC 13	0.75/0.4 A	1/0.5 A
125 VDC, DC 12/DC 13	0.3/0.2 A	0.3/0.2 A
250 VDC, DC 12/DC 13	0.3/0.2 A	0.25/0.2 A
Rated insulation voltage U_i :	300 V	
Rated impulse withstand voltage U_{imp} :	2.5 kV	
Conventional thermal current I_{the} :	6 A	
Switching overvoltage:	< 2.5 kV	
Rated frequency:	DC and 50/60 Hz	
Nominal current of short-circuit mechanism:	to 2.5 A	to 6.3 A
Conditional short-circuit current:	< 350 A	
Tightening torque of terminal screws:	< 0.35 Nm	
Connector cross-section:	0.5 – 1.5 mm ²	

M.7

30 A/F

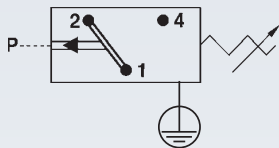

Suco

M

0159

Diaphragm / piston pressure switch up to 250 V

- Aluminium housing
- Changeover with silver contacts
- Overpressure safety up to 200 / 600 bar¹⁾
- Switching point continuously adjustable by turning knurled screw whilst system in operation



P _{max.} in bar	Adjustment range in bar	Tolerance in bar at room temperature	Thread	Order number:
--------------------------	-------------------------	--------------------------------------	--------	---------------

With female thread

0159 Diaphragm pressure switches

P _{max.} ¹⁾	Adjustment range in bar	Tolerance in bar at room temperature	Thread	Order number:
200 ¹⁾	0.2 – 2	± 0.2 – 0.3	G 1/4 female	0159 – 426 14 – X – 001
	0.5 – 5	± 0.2 – 0.5		0159 – 427 14 – X – 001
	1 – 10	± 0.5		0159 – 428 14 – X – 001
	2 – 20	± 1.0		0159 – 429 14 – X – 001
	5 – 50	± 3.0		0159 – 430 14 – X – 001
	10 – 100	± 3.0 – 5.0		0159 – 431 14 – X – 001

0159 Piston pressure switches

P _{max.} ¹⁾	Adjustment range in bar	Tolerance in bar at room temperature	Thread	Order number:
600 ¹⁾	10 – 100	± 3.0 – 5.0	G 1/4 female	0159 – 432 14 – X – 001
	25 – 250	± 5.0 – 7.0		0159 – 433 14 – X – 001
	40 – 400	± 5.0 – 9.0		0159 – 434 14 – X – 001

Seal material – Application areas

Seal material	Application areas	Order code
NBR	Hydraulic/machine oil, heating oil, air, nitrogen, etc.	1
EPDM	Brake fluid, hydrogen, oxygen, acetylene, etc.	2
FKM	Hydraulic fluids (HFA, HFB, HFD), petrol/gasoline, etc.	3

Refer to page 75 for the temperature range and application thresholds of sealing materials



Your order number: 0159 – XXX 14 – X – XXX

¹⁾ Static value. Dynamic value is 30-50% lower. Values pertain to the hydraulic/pneumatic part of the pressure switch.

0161 / 0162

Diaphragm / piston pressure switches up to 250 V

- Aluminium housing
- Changeover with silver contacts
- Overpressure safety up to 200 / 600 bar¹⁾
- Socket device similar to DIN EN 175301 (DIN 43650)
- Hysteresis adjustable at factory

p _{max.} in bar	Adjustment range in bar	Tolerance in bar at room temperature	Dimension A in mm	Order number:
-----------------------------	----------------------------	---	----------------------	---------------

With female G 1/4 thread

0161 Diaphragm pressure switches

200 ¹⁾	0.5 – 1	±0.2	15	0161 – 436 14 – X – 001
	0.5 – 5	±0.2 – 0.5		0161 – 437 14 – X – 001
	1 – 10	±0.5		0161 – 438 14 – X – 001
	10 – 50	±3.0		0161 – 439 14 – X – 001
	50 – 100	±3.0 – 5.0		0161 – 440 14 – X – 001

0161 Piston pressure switches

600 ¹⁾	100 – 400	±5.0 – 9.0		0161 – 441 14 – X – 001
-------------------	-----------	------------	--	-------------------------

Block style (with O-ring NBR 5 x 1.5 mm)

0162 Diaphragm pressure switches

200 ¹⁾	0.5 – 1	±0.2	15	0162 – 436 14 – X – 001
	0.5 – 5	±0.2 – 0.5		0162 – 437 14 – X – 001
	1 – 10	±0.5		0162 – 438 14 – X – 001
	10 – 50	±3.0		0162 – 439 14 – X – 001
	50 – 100	±3.0 – 5.0		0162 – 440 14 – X – 001

0162 Piston pressure switches

600 ¹⁾	100 – 400	±5.0 – 9.0	19.5	0162 – 441 14 – X – 001
-------------------	-----------	------------	------	-------------------------

Seal material – Application areas

NBR	Hydraulic/machine oil, heating oil, air, nitrogen, etc.	1
EPDM	Brake fluid, hydrogen, oxygen, acetylene, etc.	2
FKM	Hydraulic fluids (HFA, HFB, HFD), petrol/gasoline, etc.	3

Refer to page 75 for the temperature range and application thresholds of sealing materials

Your order number: **016X – XXX 14 – X – XXX**

1 Adjusting the set point


To adjust the set point, undo the locknut and adjust the set screw using a screwdriver.
Clockwise screwing increases the switching pressure. After adjusting, tighten the locknut again.

¹⁾ Static value. Dynamic value is 30-50 % lower. Values pertain to the hydraulic/pneumatic part of the pressure switch.

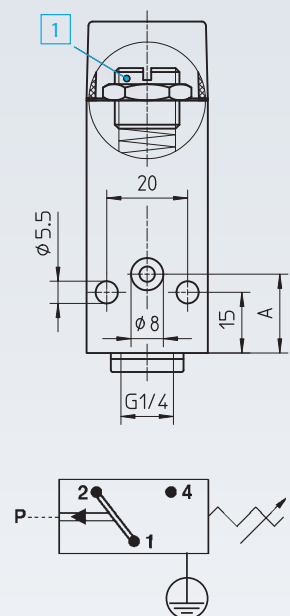
M.7

30 A/F

0161 with female thread

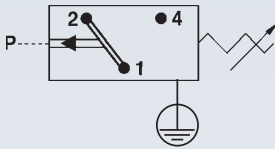


0162 Block style



M.7

30 A/F



0175

Diaphragm pressure switches up to 250 V

- For low pressure, high accuracy
- Aluminium housing
- Changeover with silver contacts
- Overpressure safety up to 25 bar¹⁾
- Socket device similar to DIN EN 175301 (DIN 43650)
- Hysteresis adjustable at factory

P _{max.} in bar	Adjustment range in bar	Tolerance in bar at room temperature	Thread	Order number
--------------------------	-------------------------	--------------------------------------	--------	--------------

With female thread

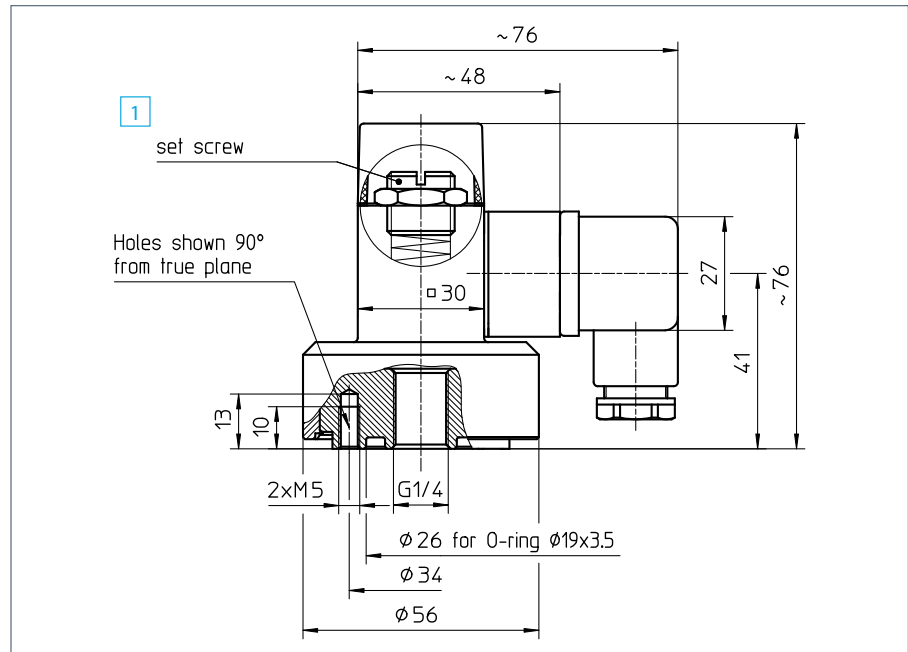
0175 Diaphragm pressure switches

25 ¹⁾	0.1 – 1	±0.1 – 0.2	G 1/4 female	0175 – 435 14 – 1 – 001
------------------	---------	------------	--------------	-------------------------

Seal material – Application areas

NBR	Hydraulic/machine oil, heating oil, air, nitrogen, etc.
	Temperature resistance: -30°C ... +100°C

Your order number: 0175 – 435 14 – 1 – 001



1 Adjusting the set point

To adjust the set point, undo the locknut and adjust the set screw using a screwdriver. Clockwise screwing increases the switching pressure. After adjusting, tighten the locknut again.

Static value. Dynamic value is 30-50 % lower. Values pertain to the hydraulic/pneumatic part of the pressure switch.

1)

Vical Instrumentos de Medição

Rua: Ipequi, 10-B
Vila Nova Curuçá São Paulo- SP
Cep. 08032-410

CNPJ: 22.122.705/0001-14
IE: 144.412.909.116

www.vical.com.br
011 3294 6007 / 3294 6008
vendas@vical.com.br